




Drishti

Volume 49 • Issue 1 • June 2020



Photography Legends of Karnataka

■ **Dr G Thomas**


■ **Kausani :**

A Paradise for Photographers

Works of Dr G Thomas FPSA, FRPS



Rubble and Stone © Dr G Thomas FPSA, FRPS



The Bull Temple © Dr G Thomas FPSA, FRPS



Cool Pastures © Dr G Thomas FPSA, FRPS



Silent Oars © Dr G Thomas FPSA, FRPS

Want to showcase your photograph portfolio to the world?

CREATE A WEBSITE FOR FREE!

Build an online portal for selling your images
Create a premium website for an affordable fee

VISIT NOW

www.justfolio.com



 **Justfolio**



YOUTH PHOTOGRAPHIC SOCIETY®

Corporate Member (CM-203) of Federation of Indian Photography

Executive Committee

President: H Satish MFIAP, MICS, ARPS, cMoL, Hon YPS

Vice President: Murali Santhanam Hon YPS

Secretary: Manju Vikas Sastry V AFIP

Jt. Secretary: Girish Ananthamurthy EFIAP, EFIP, GPA.PESGSPC

Treasurer: S Chandrashekar AFIAP

Directors

Hardik P Shah

K S Rajaram AFIAP, Hon YPS

Prema Kakade EFIAP, EFIP, GPA.PESGSPC, cMoL

Rakesh V C

Dr̥ṣṭi Journal

Editor: H Satish MFIAP, MICS, ARPS, cMoL, Hon YPS

Editorial Team

B V Prakash

Digwas Bellemane EFIAP, EPSA, EFIP, EIUP, cMoL, A.CPE

M S Kakade

Prema Kakade EFIAP, EFIP, GPA.PESGSPC, cMoL

V Madhusudana D Rao AFIAP, cMoL

Design

Arun Poovaiah

Feedback and contributions: drsti@ypsbengaluru.com

© Copyright 2020



Volume 49 • Issue 1 • June 2020

Contents

Editorial	2
H Satish MFIAP, MICS, ARPS, cMoL, Hon YPS	
Spotlight	3
Ranganath C	
Photography Legends of Karnataka	
Dr G Thomas	4
Mohammed Arfan Asif MPSA, EFIAP/p, ARPS, MICS, FICS, MIUP, c*MoL	
Featured Article	
Kausani: A Paradise for Photographers	6
Girish Mayachari AFIP, AFIAP, cMoL	
About Photography Salons	9
Krishna Bhat EFIAP/b, EFIP, EPSA, cMoL	
YPS Members in PSA Who's Who	9
Framing the Frame	
Freshness of a Cyclist	10
K S Rajaram AFIAP, Hon YPS	
YPS Sub-committees	11
Programmes at a Glance	12
B V Prakash	
YPS in Salons	16
Krishna Bhat EFIAP/b, EFIP, EPSA, cMoL	

Front cover page picture: *The Royal Prowl* © Giridhara T

Rear cover page picture: *Opel Morn* © Dr G Thomas FPSA, FRPS

Dr̥ṣṭi (दृष्टि) in Samskrita language means vision. The vision in the mind of a photographer, aligned in a creative manner with what one sees around, produces an artistic image. This resonates with the spirit of YPS, which strives to promote the photographic art.

Views expressed in this journal are purely of the respective author and YPS may not have the same views.

All the content including images are protected by the Copyright act. You need to obtain author's written permission before using the image or text content in any form.

Follow us on Social Media: [f www.facebook.com/ypsbengaluru](https://www.facebook.com/ypsbengaluru) [ig www.instagram.com/ypsbengaluru](https://www.instagram.com/ypsbengaluru) [t www.twitter.com/ypsbengaluru](https://www.twitter.com/ypsbengaluru) [y www.youtube.com/ypsbengaluru](https://www.youtube.com/ypsbengaluru)



Dear Friends,

First of all, I pray God to give all of you good health, wealth and good mind, so that you will be good citizens of this great country.

Friends, at the outset I thank all the members of YPS, for your continuous support and encouragement given to the Executive Committee (EC), for doing what is best for YPS. On this long and laborious journey of serving the Society, we EC members, are filled with enthusiasm and are proud to serve you all and make our YPS flag fly high.

In the month of March, we held our 2018-19 Annual General body Meeting successfully with all your support and guidance. On behalf of the EC,

I apologize to the members for the delay due to

various reasons in conducting the AGM. I was amazed to see nearly 100 members participating in this event.

There was a mix of both new and senior members participating in the AGM where we went through a lot of deliberations and finally ended the meeting on a happy note.

Friends, some important decisions were taken in the AGM and one such decision is to bring back the glory of reading YPS monthly newsletter. I appreciate the leadership of Sri Digwas Bellemane, who has taken charge with a team of like-minded members, to bring out the monthly journal *Dr̥ṣṭi*. You are reading the new version of *Dr̥ṣṭi* and hopefully it changes our vision of looking at many things in YPS. I am confident that the new team will do a wonderful job. Our respected members can contribute to this newsletter in whichever way possible and we look forward to your valuable contributions. I thank our member Rajasimha Sathyanarayana for supporting the journal team. I am grateful to Justfolio.com for cosponsoring this issue.

Another major decision the YPS EC has taken is to form different sub-committees, so that the work is distributed among many enthusiastic and able members, who want to contribute to YPS. In this issue, you will find the details about those sub-committees.

The deadliest of all diseases, the COVID-19 has engulfed the world. This pandemic disease has created a stir in everybody's life and killed thousands of innocent lives across the globe. The only solution is to avoid contact with people and our Honourable Prime Minister had taken a major decision for the wellbeing of all of us to lock down the country for a few weeks. That had affected us all and our weekend sessions at YPS couldn't be held in the usual venue. However, a team of EC members Smt Prema Kakade, Sri Hardik Shah and Sri Manju Vikas Sastry quickly found a way to host those sessions online and we have been having regular sessions on Facebook from the month of May.

It is a great moment and happy news that, even in this difficult time, our YPS has bagged the coveted 100th 'Best Club Award' in the photography salons. A big round of applause to the YPS Salon Participation Group leads Sri Krishna Bhat, Sri Digwas Bellemane and the group members who have taken YPS to great heights in the world of photography salons. Now talented members of YPS are known all over the world. Salon organizers across the nation wait for our members to participate and encourage us to win Best Club Award. Many salon organizers are announcing the 'Second Best Club Award', since the first place is reserved for YPS! I am proud of this achievement of our members. I thank one of our directors Smt Prema Kakade, for her diligent work of maintaining the record of Best Club Awards won, following up on the mementos to be received from the salon organizers and arranging them neatly in the showcase kept at the YPS hall. During your next visit to YPS hall, take a look at that impressive display.

I wish you a pleasant reading of the journal. Looking forward to meeting you all soon.

Jai Bharath, Jai Kannadaambe.

H Satish MFIAP, MICS, ARPS, cMoL, GPA.PESGSPC, Hon FICS, Hon CPE, Hon PESGSPC, Hon ECPA, Hon WPAL, Hon SAP, Hon YPS

In this new version of the YPS journal *Dr̥ṣṭi*, we are starting a series 'Photography Legends of Karnataka' that introduces eminent photo artists from the state of Karnataka, who have reached the highest level of excellence in the field. We believe it is our duty to make them and their work known to the new generation of photography enthusiasts. We hope it helps our readers to draw some inspiration from the exemplary work of those great personalities. The series titled 'Framing the Frame' authored by Sri K S Rajaram intends to analyse an image taken by a YPS member. We hope this serves as an educative series for our readers on image analysis, appreciation and creating good pictures.

-Editorial Team

Ranganath C



Cheetah Hunt © Ranganath C

YPS member Sri Ranganath C won the accolade of Honorary Gold Photographer Ambassador of India for being the best entrant from our country in the recently judged Athens HPS Salon 2020 organized by the Hellenic Photographic Society, Greece. He started photography in 2016 when invited by his friend to join a photography tour to Masai Mara and Nakuru in Kenya. Sri Ranganath immediately agreed to join the tour to the 'Mecca of Wildlife Photography'. Having no prior knowledge of photography, he bought a crop frame camera and a 200-500mm lens with the help of the same friend. After an online course on photography, he went on this tour.

Later he upgraded the equipment, started visiting tiger sanctuaries across the country, went to a few birding places and started organizing the pictures taken. The turning point was the year 2019, which started with a visit to Mangaljodi in Odisha. Visits to Ranthambhore and Bandhavgarh national parks followed and a second visit to Kenya. He got many action sequences during these visits. On the insistence of his friends,



Sudheendra and Chetan, Sri Ranganath became a member of YPS and started participating in photography salons. He has won several awards and acceptances in national and international salons.

Sri Ranganath is an Orthopaedic Surgeon by profession. Distance running is his other passion and he has run over a dozen half-marathons in various cities of India.

Artist's Statement

I would like to express my sincere appreciation of Team YPS's unconditional support to all its members and it is with a certain degree of pride that I say "I'm a member of YPS, Bengaluru"

This cheetah is one of the famous '5 boys of Mara', a rare coalition of five male cheetahs, which stay, hunt and eat together. We were tracking these cheetahs from early morning. After about four unsuccessful attempts, this was their successful hunt towards late evening.

- Ranganath C

Dr G Thomas

• Mohammed Arfan Asif MPSA, EFIAP/p, ARPS, MICS, FICS, MIUP, c*MoL, Hon YPS

No. 50, Sri Ram Mandir Road in Basavanagudi, Bengaluru was the most famous address in the Indian photographic scenario for nearly five decades. Today you will not find that remarkable spacious cottage, which was known as the Head Quarters of the Federation of Indian Photography. The memories of those privileged days, frequenting this place and interacting with the man who shaped the destiny of photography in India are something, which time may never erode.

Discerning, electric and charismatic, Dr G Thomas, FPSA, FRPS, Hon FPSA, Hon FRPS, Hon EFIAP, Hon FNPAS, Hon PSI, Hon YPS steered the growth of Indian photography through 40 years of the last century as the secretary general of Federation of Indian Photography (FIP), which he founded. He transformed Indian photography into a national movement and placed it in the world map of photography.

An arbiter of good composition, he wove pictorial nuances in fine monochromes, most of which were landscapes and outdoor genre. His no-horizons-are-too-far-to-cross approach made him reach great heights. As a photo artist, physician, painter, writer, critique, administrator and mentor, he was most exemplary.

His masterpieces were created in the rural ambience of the places he travelled for his medical practice, which included Madras, Kanpur, Jaipur and Saurashtra region of Gujarat, before he settled down in Bengaluru in 1943.

Earlier to the founding of FIP, he was also founder of Mysore Photographic Society (MPS). Dr Thomas was appointed as continental representative for the Fédération Internationale de l'Art Photographique (FIAP – The International Federation of Photographic Art) in Asia and president of the Federation of Asian Photographic Art.



As the fog lifts © Dr G Thomas FPSA, FRPS

Dr Thomas was honoured by all the top photographic organizations of the world for his dedicated organizational efforts and excellence in photography. YPS had conferred on him its first ever honorary membership.

His 520 acceptances from 100 odd pictures with innumerable awards including the Saltorius Medal from Austria for pictorial photography and the FIAP Service Gold Medal reflect his consistent participation in international exhibitions. His one-man photography shows in Sweden, China, Sri Lanka and South Vietnam are not only personal achievements but are considered as landmarks of Indian photography.


The 17th of April 1993 marked the end of a glorious chapter. 27 years have passed since. Fond memories of a personality, of an exemplary artist, of a relentless administrator, etched in memory live on. Dear Doc, you continue to inspire.

Here is a look at some exemplary works of Dr Thomas.

As the fog lifts

A picture that reflects the idealism of traditional pictorialism viz, tones, shapes, frame, repetitive patterns, balance of elements and leading lines. Fog has been used since time immemorial for isolating principal elements and subduing the distracting ones to near oblivion. The sensitive use of the chemical darkroom has established a vast range of tones from the very dark dense leaves in the foreground to pure white in the distance.

Dr Thomas has ensured the naturalness of the scenario without an orchestrated approach. The rustic ambience very romantically presented in this atmospheric image became a trend setter, rather an icon for future outdoor genre pictorial photographers.



Dr G Thomas (1907-1993)
FPSA, FRPS, Hon FPSA, Hon FRPS,
Hon EFIAP, Hon FNPAS, Hon PSI,
Hon YPS

“Pictures are media for the telepathic impact of the artist's mind over that of the viewer”


—Dr G Thomas, Sept. 1951, The Viewfinder Bulletin of the MPS.

Interrupted

A very different creation from one known more for landscapes and outdoor genre. This image presents 'Rembrandt Lighting', evident with the catch light at the 10'O clock position and that faint inverted triangle in the darker side of the face on the cheek.

Use of a low-key lighting approach for a young subject may have been a challenge. However, transition of the tonal variation within the face is quite gentle while in other areas it is quite abrupt. This is indicative of careful and studied thought process as well as the excellence in chemical darkroom skills.

The portrait intrinsically presents a near naturalness in a staged setting obvious with the position of the hand and the captivating glance.



Interrupted © Dr G Thomas FPSA, FRPS

Midday Recess

I have had the fortune of viewing a bromoil print of this image. This old technique, which essentially is an ink image replacing the silver captures the atmosphere with great advantage. It may not be easy to replicate this beautiful and nostalgic pictorial effect with a conventional print.

Apart from adding a texture screen, Dr Thomas emphasizes a very interesting compositional pattern of the two pairs of cattle with the two trees amidst a plain backdrop with cumulonimbus clouds. The entire canvas here has a cohesive and unified spatial arrangement justifying the elements used. This helps ensure that the viewer's journey within the image starts from the highlights in the foreground.



Midday Recess © Dr G Thomas FPSA, FRPS



Mohammed Arfan Asif APSA, MPSA, EFIAP/p, ARPS, MICS, Hon MICS, FICS, MIUP, c*MoL, Hon FICS, Hon EUSPA, Hon FSWAN, Hon EFMPA, Hon FPSNJ, Hon PSPB, Hon PIP, ICS, Hon EICS/PSBP, Hon FRSPS, Hon YPS

Sri Arfan Asif is a passionate photo artist with pictorial, portraiture and landscapes as his forte. He has lectured, judged international salons in India and abroad and has been a columnist on the art of photography for magazines. Asif mentors a group of photo art enthusiasts named 'ShutterBugs Creative Forum' in Dubai, where he lives. He is the organizer for the Dubai chapter of RPS and is the country representative for ICS.

Sri Asif holds a master's degree in pharmacy and works in pharmacy administration at the government health authority in Dubai.

We thank Sri M S Hebbar AFIAP, Hon FIP, Hon YPS, for providing the scanned copies of the works and portrait picture of Dr G Thomas, that are used in this article.

-Editorial Team

Kausani: A Paradise for Photographers

• Girish Mayachari AFIAP, cMoL, AFIP



Across the sea of clouds

The sobriquet 'Switzerland of India', does little justice to Kausani for the mesmerizing vistas of the Himalayas it offers. It is a quaint little town nestled in the lap of Himalayas at a height of about 1890 meters (6200 ft) from sea level, in the state of Uttarakhand. From here one can see a 240 Km wide panoramic view of the Himalayas with many peaks such as Gori Parvat, Nandaghunti, Trishul, Nanda Devi, Nanda Khat, Nanda Kot, Panchchuli and Chaukhamba. Naturally, Kausani was the ideal venue for the 6th Himalayan Landscape Photography Workshop, organized recently.

More than 35 participants from different parts of India attended the workshop and were guided by the mentors Sri Thresh Kapoor, Sri Gurdas Dua, Sri Anil Risal Singh and Sri H Satish. Slideshows by all the mentors were a visual treat of some stunning landscape images.

The wealth of information the mentors shared with regard to nuances of landscape photography including tips on composition, cameras and lenses, filters; especially the circular polarizing filters while shooting in the Himalayas and accessories was truly an eye opener for many of the participants.

Importance was given to actual shooting more than theory sessions. Participants just needed to step out of their rooms to make images of the mesmerizing Himalayan range. Freezing temperatures was no deterrent for the participants' enthusiasm. We woke up before sunrise to capture some beautiful images. The biting cold of early mornings were offset by the heart-warming views of the snow-clad Himalayan mountains bathing in the morning mist.



Bathed in mist and morning light




A sunlit treeline

Though the rains scuttled the planned visit to Gwaldam, arrangements were made to visit the Anashakti ashram, Kausani market, nearby villages and the temple town of Baijnath. Mentors wholeheartedly and unhesitatingly shared their knowledge, which helped everybody to shoot not only landscapes but also pictorial images, portraits and street photos.

A live demonstration of food photography by Sri Gurdas Dua was very insightful and helpful for the participants to understand the steps and processes involved.

Some of the participants too were given an opportunity to present their images. A presentation by YPS member,



Lady in Red

Srinath Narayan on star trails and Milky way photography made every viewer's jaws drop in awe. There is no doubt many of the participants were inspired to tread hitherto unknown paths and explore new genres of photography.

To conclude the workshop, a photography competition was organized and YPS members Sri Anantha Murthy, Smt Anitha Mysore, Sri Nandan Hegde and yours truly were amongst the top winners. Overall it was an amazing and memorable experience.

How to Reach Kausani

The nearest airport is the Indira Gandhi International airport in New Delhi. From New Delhi, take the New Delhi-Kathgodam Shatabdi express, the fastest of the three trains available to reach Kathgodam. A taxi ride of around five and a half hours from here takes you to Kausani. Many major places are well connected to Kausani by plying taxis and Uttarakhand Transport Corporation's bus services.

'The Buransh', venue of the workshop, is a wonderful resort to stay in. Fantastic hosts and excellent food to go along with beautiful vistas on offer makes this resort ideal for photographers. Home stays, hotels and other resorts are also available to cater to the needs of the tourists.



Village in the lap of nature



Wrapped in clouds



Girish Mayachari AFIAP, cMoL, AFIP

Girish loves to explore various genres of photography such as landscape, portraiture, macro, table-top, creative and travel. His desire is to improve as a photographer at every opportunity. Girish has exhibited his works in various national and international photography salons.

All pictures used in this article are © Girish Mayachari AFIAP, cMoL, AFIP

About Photography Salons

• Krishna Bhat EFIAP/b, EFIP, EPSA, cMoL

Salon is a French term, which literally translates to 'big hall', 'lounge', 'convention' etc. Royal Academy of Painting and Sculpture founded in 1648 in France held its first official art exhibition in 1667 when Louis XIV sponsored the exhibition. The salon derives its name from the fact that the exhibits were hung in the Salon d'Apollon of the Louvre Palace in Paris (Encyclopaedia Britannica). Thus a Photography Salon is an exhibition of photographic art held in a suitable place such as an art gallery, mainly meant for public viewing. World over, various photography clubs organise these salons wherein they invite entries from artists, which will be curated towards inclusion in the exhibition. Generally, these salons are held under the umbrella of federations such as Federation of Indian Photography (FIP), Fédération Internationale de l'Art Photographique (FIAP) and Photographic Society of America (PSA) as per set of rules to impart credibility and to ensure proper exhibition.

Why participate?

Though the choice of participation is very personal, I have tried to jot down some of the reasons for taking part in photography salons. They are

1) **Exhibit across the globe:** Say photo artists want to exhibit

their works in a particular gallery abroad. Obviously, it involves considerable time and money, which they may not be able to afford. The other way to exhibit their works is to find a club from that country, which holds an exhibition in that gallery and submit their works by paying a nominal fee. The curated works will be exhibited.

2) **Practice:** Regular practice of an activity is one of the ways to become proficient in it. This is true with art of photography as well, especially so in case of amateur photographers. Photo salons offer the platform for healthy competition and practice of this art. By regular participation, one can definitely improve his/her skill and thus the confidence to take part in big contests like Sony World Photography Awards and DJ Memorial Photography Contest.

3) **Networking:** By participating in salons, artists can develop a network of like minded people from different parts of the world. They can share their works, explore others' works, discuss them and build a better understanding of art of photography and current trends.

4) **Sense of Accomplishment:** Photo artists can become famous by winning awards and acceptances regularly. These can be leveraged against photography distinctions bestowed upon by various federations. They may be invited to give talks or to judge salons/competitions.

PSA Who's Who

Photographic Society of America's "Who's Who" is a list of top exhibitors in each division/class of PSA, published annually. The list is derived out of the results of all the PSA recognised exhibitions held in that year. In addition to the alphabetical listing with total acceptances, the most successful exhibitors during the year, based on their Average Judging Scores achieved in a minimum number of judgments, are listed in a box displaying

the top exhibitors for each division/class. All PSA members who are among the top ten (in the boxes) receive a Who's Who certificate. In addition, those in the first, second, or third places in the boxes are invited to submit two images for inclusion in the "PSA Who's Who in Photography" publication. In the year 2019, following YPS members have made it to the list.

- Krishna Bhat EFIAP/b, EFIP, EPSA,

	PIDC	PIDM	ND	ND (PRINT)	PT	PT (PRINT)	PJ	PJ (PRINT)	PPD LC	PPD LM	EDITORIAL
Anitha Mysore	✓	✓	✓		✓		✓				
Digwas Bellemene							✓				
Dinesh Allamaprabhu			✓	Rank 2					✓		
Jinesh Prasad	✓	✓			✓		✓				
Kishore Ravikumar		✓			✓		✓				
Pramod Govind Shanbhag		✓	Rank 11		Rank 20						
Raghavendra Joshi		✓	✓		✓						
Sathyanarayana C R	✓	✓	Rank 2		Rank 24		✓				
Shantharam Holla K			✓								
Shreyas Rao			✓								
Udaya Thejaswi Urs			✓		✓		✓			✓	
Udayan Sankar Pal	✓	✓	✓	✓		Rank 24		Rank 10	✓	✓	✓

Freshness of a Cyclist

• K S Rajaram AFIAP, Hon YPS



Cyclist on a morning Exercise © Subash Rao

Street Photography had its formal origin somewhere in late 19th century although a long exposure street photograph was captured by Louis Daguerre in 1838, with a boot polisher and client at a street corner in France. After portable cameras came in 1960's, this genre got popularized.

As read in Wikipedia, street photography features unmediated chance encounters and random incidents in public places. Importance is for an object of interest in the public, where an exclusive perception created in the mind of an observer at a decisive or poignant moment is captured by the camera.

Here are some quotes from few world-class Street Photographers:

"I fell in love with the process of taking pictures, with wandering around finding things. To me it feels like a kind of performance. The picture is a document of that performance."
- Alec Soth (1969 born), American

"Seeing is not enough; you have to feel what you photograph."
- Andre Kertesz (1894-1985), Hungarian

"If you can smell the street by looking at the photo, it's a street photograph."

-Bruce Gilden (1946 born) American



Sri Subash Rao


The picture taken up for analysis in this issue is a street photograph sent by Sri Subash Rao. Here is the author's statement about this picture: "I noticed the colourful and painted wall, which could serve as a backdrop to the action occurring in the foreground. Seen here is a cyclist (as entry point following rule of third) on the morning exercise against the backdrop of a series of hands holding the bars in a metro train. The idea was to draw parallels of the mode of transport."

- Purpose of the Author is by and large accomplished, well composed too.
- Series of hand pattern and a few bees flying fearlessly in the painting of the backdrop, unfold the increasing tensions in traffic and environmental issues, thus would suggest some alternative to the onlooker. Yes, the author has a remedy to think of, as an alternative to that hazard, a simple bicycle. So, while telling a story the picture is also thought provoking.
- Aesthetically, with the rising sun's light beam, thick shadows on the clean road, dark green patches above the compound and the untired cyclist, this picture evokes in me a feel of early morning ambience with freshness, thus would 'smell the street' as Bruce Gilden wanted.

- As my guru Dr D V Rao taught, any photograph to be termed as a 'picture' must have, along with technical quality, few more attributes such as impact, balance of mass and tones, unity, vitality, colour harmony, feelings of mood and emotion, creative

thought and grace. I find most of these attributes being present reasonably well in this picture.

So, my appreciations are to the author Sri Subash Rao.



Sri K S Rajaram AFIAP, Hon YPS

Sri Rajaram is an artist, exhibitor, speaker, trainer and columnist in the area of photography. He writes regularly for periodicals on the topics related to art photography. He has authored the image analysis feature 'Chowkattu' for the Kannada daily, Prajavani for 2.5 years. A life member and a director of YPS, he has served YPS in various capacities including that of the president, vice-president, director and salon chairman. He is the founder director of Sagara Photographic Society (SPS), Sagara. He has been a faculty member and organizer of various photography workshops.

Sri Rajaram holds an engineering and an MBA degree and retired from the services of Bharat Heavy Electricals Ltd as additional general manager and head of Materials Management Operations.

In this feature 'Framing the Frame', Sri Rajaram analyses a chosen picture taken by a YPS member, in every issue.

YPS Sub-committees

YPS Executive Committee chaired by President Sri H Satish, set up the following sub-committees for conducting certain specific activities and day to day work of the Society. Each of the sub-committees is led by a member indicated in bold below.

1) Exhibitions

Girish Mayachari AFIAP, cMoL, AFIP
H Satish MFIAP, MICS, ARPS, cMoL, GPA.PESGSPC
 K S Manju Mohan cMoL
 Nandan Hegde AFIAP, cMoL, AFIP
 Prema Kakade EFIAP, EFIP, cMoL, GPA.PESGSPC
 Rakesh V C

2) Macro Photography

Ananth Kamat
 Hayath Mohammed
 Nandan Hegde AFIAP, cMoL, AFIP
 Rakesh V C
S Chandrashekar AFIAP

3) Media and Outreach

Chethan Rao Mane
 Girish Ananthamurthy EFIAP, EFIP, GPA.PESGSPC
Hardik P Shah
 K S Rajaram AFIAP, Hon YPS,
 Manju Vikas Sastry V AFIP
 Rajasimha Sathyanarayana AFIP, cMoL

4) Photo Tours

Girish Mayachari AFIAP, cMoL, AFIP
 K S Manju Mohan cMoL
 Rakshith Reddy
 Srinath Narayan

5) Salon Participation

Digwas Bellemene EFIAP, EPSA, EFIP, EIUP, cMoL, A.CPE
 H Satish MFIAP, MICS, ARPS, cMoL, GPA.PESGSPC
Krishna Bhat EFIAP/b, EFIP, EPSA, cMoL, GPA.PESGSPC

6) Street Photography

Madhusudhan Srinivasan cMoL, AFIAP, AFIP
 Srinath Narayan
 Subash Rao

7) Video Productions

Rakesh V C
 Rakshith Reddy

8) Workshops

Arjun Haarith
 Girish Mayachari AFIAP, cMoL, AFIP
K S Manju Mohan cMoL
 M S Kakade
 Nandan Hegde AFIAP, cMoL, AFIP
 Rakesh V C
 Rakshith Reddy
 Srinath Narayan
 Subash Rao

9) YPS Journal

Arun Poovaiah
 B V Prakash
Digwas Bellemene EFIAP, EPSA, EFIP, EIUP, cMoL, A.CPE
 M S Kakade
 Prema Kakade EFIAP, EFIP, cMoL, GPA.PESGSPC
 V Madhusudana D Rao AFIAP, cMoL

Programmes at a Glance

• B V Prakash

Weekly programme every Saturday has been a regular feature of YPS. Be it a slide show from a prominent photographer, a briefing on nuances of photography or review of members' images. One or the other interesting events would be slated for the weekend. With the recent spread of pandemic and the present need for social distancing, these events could not be continued. YPS has initiated a novel idea of having live sessions of webinars through Facebook. Thanks to the efforts of executive committee members Sri Hardik Shah, Sri Manju Vikas Sastry and Smt Prema Kakade, we were able to have five programmes during the month of May 2020. Here is a glimpse of those sessions.

Jewel in the Crown – Nepal

The first of the webinars was a presentation by **Smt Prema Kakade** EFIAP, EFIP, cMoL, Hon PESGSPC, GPA.PESGSPC on Sunday, the 3rd May 2020 about her trip to Nepal. Smt Prema, an artist interested in art forms such as painting and batik, developed a liking for photography with inspiration from her uncle

there, she narrated her experiences of going around Kathmandu, with images of famous temples and stupas of Bouddhanath, Swayambhunath and Buddha Neelakantha.

The journey to Pokhara, another beautiful town was followed by a trip to Sarangkot for sunrise view of the peaks of Annapurna and Macchapuchare. After a short flight to Jomsom, trekking to Kagbeni and Muktinath along Kali Gandaki river, she could photograph splendid vistas



of Lower Mustang valley. Smt Prema emphasized visiting these places required a permit. Visiting Marpha, a quaint little town, she travelled back with a stopover at Bandipur for few more images of panoramic Himalayas. The entire travel story was deeply engrossing with impressive photographs.



Encrusted by the Himalayas © Prema Kakade EFIAP, EFIP, cMoL, GPA.PESGSPC

and legendary photographer, late Sri E Hanumantha Rao AFIAP, Hon YPS. Joining YPS in 2016, she has made big strides by bagging numerous awards in various national and international salons and is one of the directors of YPS. Smt Prema, began with a map of Nepal pointing the places visited in her two weeks sojourn. Bhaktapur followed by Lalithpur are known for ancient temples, palaces and statues. Highlighting the scope for photography

A Start to Astrophotography

On the Sunday of 10th May 2020, YPS members were taken on a journey into the heavenly world of Astrophotography by **Sri Srinath Narayan**, an experienced and knowledgeable photographer in the field. Sri Srinath, a mechanical engineer, has delved into different genres of photography from '80s. His passion for astrophotography was kindled in 1994-95.



Beginning the session, Sri Srinath hastened to clarify that astrophotography was not too technical as was thought of and anyone with a basic setup would be able to do it. He showed some photographs on star trails and milkyway detailing the situation and settings for each. He displayed various charts used for planning where and when to shoot the

various astronomical bodies and phenomena. He also informed the availability of different applications such as Photopills and Stellarium.

Planning, execution and post-processing are the three stages involved in astrophotography. Planning involves deciding the subject, time and location. The basic needs are a camera with manual control, intervalometer, non-CPU lens with wider aperture, a sturdy tripod, lots of memory cards and batteries, torch light and warm clothing.



Stars Aligned © Srinath Narayan

Coming to execution, Sri Srinath shared few tips such as shooting in raw format, turning off vibration reduction and not raising the centre column of the tripod. He also gave guidance on focussing, shutter speed, ISO speed and white balance. Finally, proper post-processing of the images completes the process, he said. His short movie *Anthology of colours* shown at the end was the icing on the cake.

Thumb Rules for Astro Photography

iso | **3000** start here then experiment wb | **4000k**

f stop | **lowest number** f/8 is ideal

500 rule | **500 ÷** focal length (mm) = **exposure time** (shutter speed)

☾ = ❌ ☾ = ✅

Portrait Insight

The third live webinar of YPS on Facebook was a talk 'Portrait Insight' by eminent photographer **Sri A K Raju** AFIAP, on Sunday, the 17th May 2020. Sri Raju while pursuing his other interests such as martial arts and singing, was drawn to photography at quite an early age, mentored by his father Sri K N Ashwath Rao and uncle late Sri E Hanumantha Rao AFIAP, Hon YPS. Joining YPS in 1982, he served as programme director besides editing the YPS newsletter, all the while following his passion for photographing nature, wildlife and portraits.



Dad just doesn't grow up © A K Raju AFIAP


Sri Raju started the session explaining how, learning portraits with experimenting on lighting and exposure helps in other genres of photography also. He classified the session on various aspects such as Objective, Birth and evolution of portrait photography, Styles and Types of portraits, Rules, Lighting, Background and Facial study.

Beginning with the first ever photograph of the world taken in 1826, he showed many images while taking the audience along the evolution of portraits. Further he dwelt on types of portraits such as faces, busts and full-length images and styles of portraits such as candid, individual and group images.

Though there are no rules as such, one needs to understand accepted norms such as keeping camera at eye level and suitable foreground and background. Facial study is also important and distinct features such as narrow face or long ears have to be addressed properly. As regards the equipment, he suggested that an SLR camera and a lens in 80-135mm range would generally be suitable. At the end of the session, the audience were enlightened with the finer aspects of portrait photography.

Wildlife of Africa

A wonderful slide show of images from Africa, the exciting land of wildlife, was presented by **Sri Anantha Murthy** on this YPS webinar on Sunday, the 24th May 2020. Sri Anantha Murthy, working as a development officer in LIC of India, is a keen photographer of wildlife and birds. Following his passion for photography



Heliride to view animals is a thrilling adventure but photographing is quite a challenge. However, Sri Anantha Murthy was able to capture some stunning images of the aerial view of the wildlife. Visiting the tribal village of Masai was an added attraction.

With his impressive collection of images and detailed narration, Sri Anantha Murthy took the audience on a virtual tour of Africa.



Savuti © Anantha Murthy

from 2012, Sri Anantha Murthy has visited most of the states in India and has also visited Sri Lanka, Bhutan, Kenya, Botswana, Zambia, Ecuador and USA.

Sri Anantha Murthy began the show with a map of Africa highlighting the wildlife areas visited during his travels. Being a birder, he shared images of birds to begin with followed by the 'Big Five'. The images of lions, lionesses with cubs and cheetahs were followed by the images of huge elephants of Amboseli. The photographs clicked at Samburu of giraffe, Black rhino, Impala and Secretary bird, as well as the views of superb sunrise and sunset were simply spell binding.

Moving on to Okavango delta and Lake Nakuru in Botswana, Sri Anantha Murthy displayed exciting images of camping in wilderness along with a variety of wildlife from Dik-dik, the smallest antelope to Goliath Heron, the largest heron. A moon light shot of elephants and Grey crowned crane were awesome.

Evocative Wildlife Photography

The 5th webinar of YPS for May 2020 was held on Sunday, the 31st. We had a guest speaker from Hyderabad, **Sri Masood Hussain** AFIAP, a wildlife and bird photographer. Sri Masood began the session explaining the concept of 'Evocative wildlife photography' wherein an element of thought process and creativity have to go into the images. That was what he did in his



first solo exhibition of wildlife photographs, 'Meraki', connecting people with nature. He displayed some unique photographs such as the Pied Kingfisher taking off, insect on a viper's head and a peacock in flight, which won him the 'Best Bird Photographer Award'.

His image of a Peregrine falcon feeding on pigeon got Natural Capital Award in 2017. Sri Masood emphasized these images could be made by being at the right place at the right time and there was no creativity.

For evocative photography one can photograph even common species like deer, cormorant or a squirrel but with a thought process and creativity. A different approach like shooting against light or using the curves and patterns advantageously were a few of the tips he gave. The photographs of a deer stretching up to leaves, a darter preening in closeup and

inverted reflection of deer drinking water were indeed evocative.

The last few photographs of his 'Art from the heART' series depicted black and white photographs such as the profile of a gaur, close-up of elephant trunk and a tiger.



Bat © Masood Hussain AFIAP



Sri B V Prakash is an avid mountaineer, photographer and travel writer. He has trekked extensively in Western Ghats and scaled many peaks in the Himalayas. He was conferred with Kempegowda award in 2007 among many others. Sri Prakash regularly contributes articles to newspapers and magazines on Travel, Nature and Adventure. He has also coauthored a few books including 'Jungle Tales' and 'Bangalore Blues'. He is a life member of YPS. A bank officer earlier, Sri Prakash opted for voluntary retirement to pursue his interests.

YPS PHOTO SHARE

Need feedback from other YPS members on your image? Post the image in YPS PHOTO SHARE <http://www.ypsbengaluru.com/yps-photo-share> Remember to give a title and a brief note on the image. You may also view the images posted earlier by other members and the comments or discussions on them. You are also allowed to add your comments on the pictures posted by others. Go ahead and make best use of this feature available on the YPS website.

Do you have a writer in you?

We welcome contributions from YPS members to Dr̥ṣṭi in the form of articles on photography including tips, tools, techniques, experiments and such useful topics. Please send your writing with accompanying good quality pictures to drsti@ypsbengaluru.com. Chosen writings will be published in the upcoming issues of this journal.

YPS in Salons



YPS Salon Participation Group was initiated by Digwas Bellemane EFIAP, EPSA, EFIP, EIUP, cMoL in the year 2017 with only six members. I am fortunate to be one among the lot. Then onwards, we have come a long way, winning more than 100 Best Club Awards from India and abroad. The present group strength is 125! Growth curve is very encouraging. Many have earned their photographic distinctions from FIAP, PSA, FIP and other photography bodies. It is heartening to see seamless interaction of senior and junior members in all the areas of photography. This month onwards, we will be publishing group achievements in the form of a dashboard. It is a result of data mining from a large database compiled with the involvement of each member of the group.

• **Krishna Bhat** EFIAP/b, EPSA, EFIP, cMoL, GPA.PESGSPC



Its My Way © K S Manju Mohan cMoL



African lion in morning light © Sathyanarayana C R
EFIAP/b, ARPS, FICS, cMoL, Hon FIP

YPS Salon Participation Group Performance: 26-Apr-2020 to 25-May-2020

INTERNATIONAL SALONS

TOTAL EXHIBITS
1098

TOTAL AWARDS
69

Salons Participated

- 1) APA International Circuit – India
- 2) Athens - HPS International Salon – Greece
- 3) Estonia Salon – Estonia
- 4) Fotosquare International Salon – India 🏆
- 5) Good Light – Serbia
- 6) SIP International Salon – India
- 7) Vision Zero Super Circuit – India

Top Ten Exhibitors

- | | |
|---|--|
| 1) Sathyanarayana C R
EFIAP/b, ARPS, FICS, cMoL, Hon FIP | 2) Jinesh Prasad AFIP |
| 3) Surya Prakash K S
EFIAP, EFIP, ARPS | 4) Ranganath C |
| 5) Rajashekar HK
AFIAP, EFIP, AIIPC, GPA.PESGSPC | 6) Digwas Bellemane
EFIAP, EPSA, EFIP, EIUP |
| 7) Shreyas Rao | 8) Sudheendra KP AFIP |
| 9) Chethan Rao Mane | |
| 10) Dr Pramod G Shanbhag
EFIAP/s, EPSA, EFIP | |



**Best Club
Awards**

Best Club Awards: 01
Winning %: 100

Total Best Club Awards since 2017: 104

NATIONAL SALONS

TOTAL EXHIBITS
1819

TOTAL AWARDS
149

- 1) ASA Circuit: Kolkata, West Bengal 🏆🏆🏆🏆
- 2) Creative Eye Salon: Ranaghat, West Bengal 🏆
- 3) Foto Unit Salon: Kolkata, West Bengal 🏆
- 4) IPCS Salon: Santipur, West Bengal 🏆
- 5) Plaapa Salon: Kolkata, West Bengal 🏆

Top Ten Exhibitors

- 1) Sathyanarayana C R EFIAP/b, ARPS, FICS, cMoL, Hon FIP
- 2) Jinesh Prasad AFIP
- 3) Udaya Thejaswi Urs
- 4) Sudheendra KP AFIP
- 5) Ranganath C
- 6) Shreyas Rao
- 7) Laxmi Prasanna P A AFIAP, AFIP, cMoL
- 8) Surya Prakash K S EFIAP, EFIP, ARPS
- 9) Chethan Rao Mane
- 10) Naveen Kumar

☀️ Separate award in each judging

Best Club Awards: 07

Winning %: 100

Special Mention

Ranganath C - Honorary Gold Photographer Ambassador of India at Athens - HPS Salon, Greece
Sathyanarayana C R - Best Entrant and Best Indian Entrant at SIP International Salon, India

Data Mining by Krishna Bhat

Glimpses from Kausani

Here are some glimpses of the Himalayan landscapes and scenes in and around Kausani in Uttarakhand, captured by the YPS members, who participated in the 6th Himalayan Landscape Workshop held at Kausani recently.




An evening in Uttarakhand village © Nandan Hegde AFIAP, cMoL, AFIP



First light © Rajasimha Sathyanarayana AFIP, cMoL



Kausani Cradle in Nature © Mahesh H C



Vibgyor © Anitha Mysore EFIAP, EPSA, EIUP, c**MoL, GPU CR3, EFIP, GPA.PESGSPC



View of Thrishul Mount © Gajanana Pandit AFIP

“BOOST YOUR VOCABULARY


Studying images is a great way to build your visual vocabulary and improve your storytelling imagery.”

Date of publishing: July 03, 2020

Date of posting: July 08, 2020

Drṣṭi

June-2020, Complimentary Copy, Pages:16+4



YOUTH PHOTOGRAPHIC SOCIETY®
www.ypsbengaluru.com